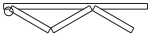
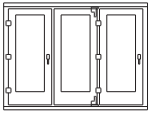


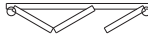

CONFIGURATION OPTIONS

There are numerous configuration options for PVCu bifold doors, but please see a sample range below

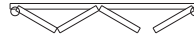

STYLE 330



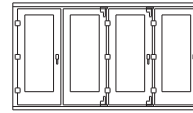
STYLE 321



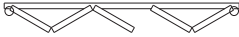
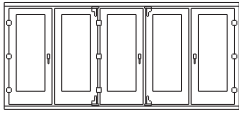
STYLE 431



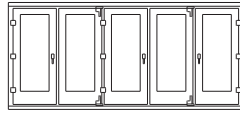
STYLE 440



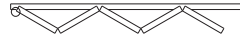

STYLE 532



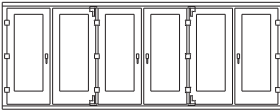
STYLE 541



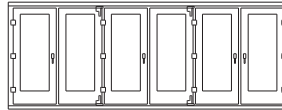
STYLE 550



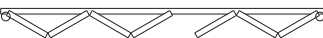

STYLE 633



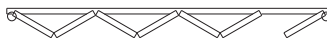
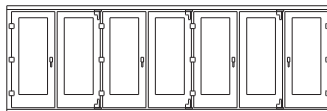
STYLE 651



STYLE 743



STYLE 761



STYLE 770

